

The Easygate is our most economic gate both in terms of its price and its power consumption making it the “greenest” gate in our range. The Easygate is a space-saving solution for stores which require several parallel entrance lines, as the entrance gates can effectively be installed back to back. There have been many recent improvements made to the Easygate making it one of our most successful and reliable entrance products on the market.

### Security and Safety

The Easygate offers an extremely effective yet economical access security solution. As reliable as it is practical, the Easygate's design makes it simple to include many operational and security features, it is configured with a 90 degree arm setting to allow controlled entry or exit. The gate features an adjustable emergency breakout facility, which activates an alarm ensuring a member of staff has registered the disturbance.

This gate can operate in Standard, Welcome and Secure modes making it one of our most versatile products.

### Finishing Options

The Easygate comes as standard in Black RAL or in our own Salt & Pepper finish. You can choose to have the gate painted in any RAL so that it can blend in with your own colour schemes our corporate environment. The Easygate is not available in chrome.

EASYGATE



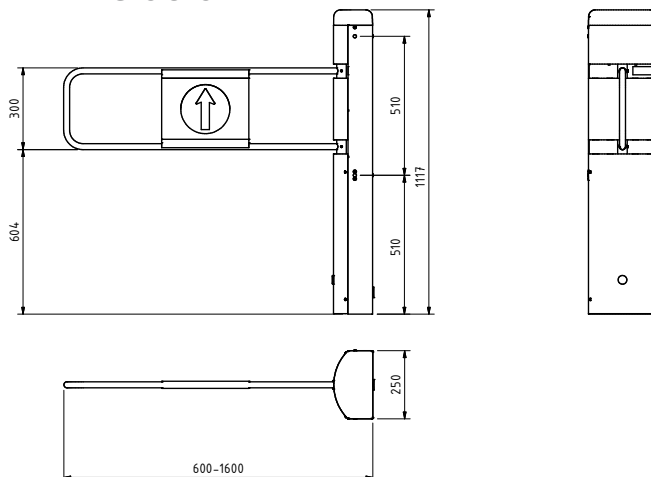
Welcome Secure

# EASYGATE

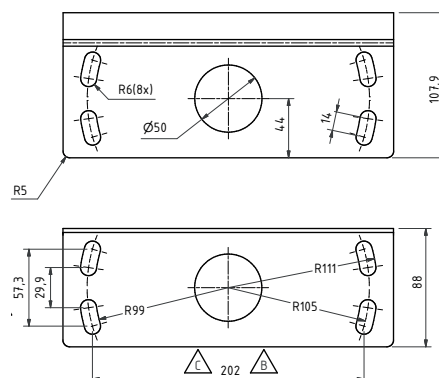
## Features

- Excellent for use where space is limited. Gates can be installed "back to back"
- Directional Radar mounted in the top of the gate.
- Cleaning mode. All gates can be opened at once from a control panel for cleaning machines or deliveries.
- Gate arm come in two sizes 1000mm and 1500mm and can be cut on site to fit.
- Very strong and robust construction.
- Gates can be linked for simultaneous operation.
- Economical pricing
- Low power consumption

## Dimensions



## Footprint



## Standard signage



Entry




Emergency exit



No entry



Model shown: Easygate PEC - Left hand, Standard arm and signage. (Gate is open)



## TECHNICAL DETAILS

Passage Function	Standard, Welcome and Secure
Opening Controls	Push button, Photocell, Radar (directional), Overhead Sensor (24V); Remote Control. Gates can be linked for true synchronisation
Signal Type	PNP 20 Volt
Opening Time	Fully open gate in 1.5 seconds
Break-out facility	Emergency break-out facility with manual re-set
Safety	Emergency break-out with alarm
Adjustable Settings	Opening delay of gate arm (1-10 seconds), break-out force (40-80 Nm at 1 m), sensor adjustment, audible alarm volume
Gate Functionality	Left or Right 90 Degree operation (factory set)
Gate Arms	Standard gate arm with clear panel (1000 or 1500mm), Full Depth (silver or salt & pepper RAL)
Power supply	230V/50Hz (20 Volt motor)
Weight	25,0 Kg

## OPTIONS

- Lead in or lead out customer guide rails
- Photocell, radar, overhead sensor or push button operation
- Remote control function
- RAL finish only. Standard Black or Salt & Pepper

## ITAB Shop Products AB

Box 9054, SE-550 09 Jönköping, Sweden

Visiting address: Instrumentvägen 2 | Phone: +46 (0)36 299 46 00 | Fax: +46 (0)36 299 46 66 | E-mail: [info.products@itab.se](mailto:info.products@itab.se) | Web site: [www.itabshopproducts.com](http://www.itabshopproducts.com)